
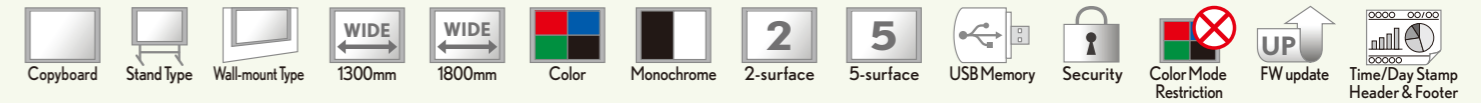


COPYBOARD M-12 SERIES

Easy operation for compiling meeting notes as digital data or printed copies & Enhanced Security.



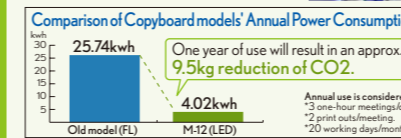
Usage

1 Save to the USB Memory



***One push of the button starts scanning.**
This simple operation is all that is needed to save the writing and drawings on the board as a digital file or print out.

***LED Lighting System - Environmentally Friendly & Quick Start**
By utilizing an energy efficient RGB LED Lighting System, power consumption has been decreased to 1/6 of that of the previous model.



***Erase Reminder**
Reminds you to erase the writings & drawings which may have been inadvertently left on the scrolled surface of the Copyboard. This feature enhances information security reminding you to erase the proprietary writings/drawings on the scrolled surface of the Copyboard that may be read by a third party.

2 Save to the PC



***USB Memory compatible.**
USB memory port is located at the bottom of the control panel. When done writing on the sheet of the Copyboard, the user can save the information to USB memory stick and the quickly continue their presentation without breaking the rhythm of the meeting.

***Enhanced PC connectivity**
It is very easy to connect the Copyboard to your PC via a USB cable connected. The user can control the Copyboard from the PC, change the settings and save images.

***The digital file formats**
Choose among JPEG, PNG and PDF for saving the digital data.

***Enhanced Security**
The ability to save data to a USB memory stick and/or to a PC can be changed by accessing the Security setting through a PC. The setting can be locked by use of a password.

*USB Memory is not an included accessory.
*One sheet surface of data, in color, is approx.200KB. Save around 4,500 files onto a 1GB USB memory stick.

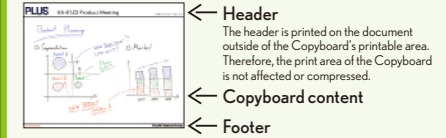
3 Print out directly from the on-board printer



***Color/Monochrome print**
With the push of a button, you can select either beautiful color prints or cost-saving monochrome prints.


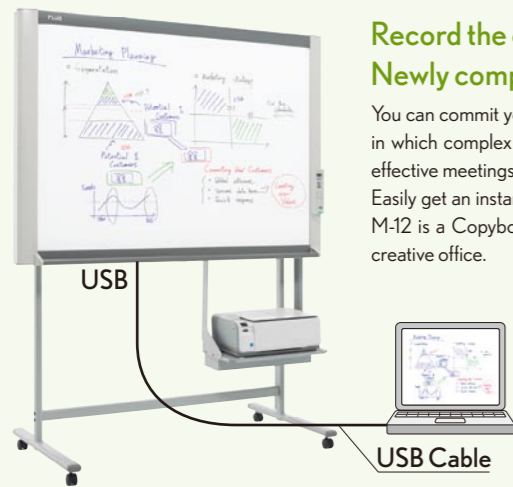
***Color Mode Restriction**
Color print and color image saving can be disabled. (When this feature is activated, the "Color" button does not respond when it is pressed.)

***Print Setting**
You can set the paper size, Time Day Stamp, Header & Footer from the PC. Hardcopy paper prints help when organizing and filing meeting minutes.



Record the every detail of important keywords, figures so smart.
Newly compatible with popular picture file formats like PDF and JPEG.

You can commit your attention to the meeting rather than to taking notes when a Copyboard is used. Whether it is a meeting in which complex figures are discussed, or a creative meeting with detailed drawings, or if it is simply brain storming, more effective meetings can be achieved by using a Copyboard. Easily get an instant print out of the meeting for distribution on the spot, or create a file to be sent as an email attachment. The M-12 is a Copyboard that boosts meeting productivity in a convenient, speedy and secure fashion. It is a prerequisite for a creative office.



Scan Save Print

***Scanning starts with the push of a button**
Saving images or creating instant prints is just a button-push away.

***LED Light Source= Low Power Consumption and Quick Start**
The adoption of an LED light source provides for environmentally friendly low power consumption and quicker start time than that of the previous models which employed a fluorescent light source.

***Erase Reminder**
Reminds you to erase the writings & drawings which may have been inadvertently left on the surface of the Copyboard.

***USB Memory compatible**
USB memory port is located under the control panel. 1GB USB memory can save up to 4800 pictures of the drawings / writings.

***Enhanced PC connectivity**
It is very easy to connect the Copyboard to your PC via a USB cable connected to the USB port on the bottom of the main unit. The user can control the Copyboard from the PC, change the settings and save images.

***3 digital file formats**
You can choose among PNG, PDF and JPEG to save the digital data.

***Enhanced Security**
The ability to save data to a USB memory stick and/or to the PC can be disabled by changing the Security setting through a PC.

***Printer Settings**
You can set the paper size, Time Day Stamp, Header & Footer from the PC.

***Color Mode Restriction**
Color print and color image saving can be disabled. (When this feature is activated, the "Color" print button does not respond when it is pressed.)

Lineup



Multi-panels model
(4 writing surfaces and Projection Screen)
M-125S
Board size: W1300 x H920mm



Wide Panel model
(2 writing Surfaces)
M-12W
Board size: W1800 x H920mm



Standard Panel model
(2 writing Surfaces)
M-12S
Board size: W1300 x H920mm



Stand-mount Without printer



Wall-mount without printer

Spec

	M-12S	M-12W	M-125	
BOARD	Board Surface Panel Effective Reading Area Number of Pages Sheet Driving Method Ruled Lines Writing Instruments Reading Method USB Port	W 1300 x H 920 mm (51.2 x 36.2 inches) W 1280 x H 900 mm (50.4 x 35.4 inches) 2 Motorized / Manual 50 mm (2 inches) Squares Dry Erase Whiteboard Markers (Black/Red/Blue/Green) CCD Optical Sensor (RGB LED) 3 Ports Lower Part of Board: A-Type 1Port (for Printer), B-Type 1Port (for PC) Control Panel: A-Type 1Port (for USB Flash Memory)	W 1800 x H920 mm (70.9 x 36.2 inches) W 1780 x H900 mm (70.1 x 35.4 inches) 4 + 1 Projection Screen Motorized	W 1300 x H 920 mm (51.2 x 36.2 inches) W 1280 x H 900 mm (50.4 x 35.4 inches)
PRINTER	Compatible Printers(Subject to printer models) ¹ Paper Colors Print Density Interface	Inkjet (HP PCL3e/PCL 3 GUI/LIDIL, LEXMARK Z2300/Z320, EPSON Proprietary Language Compatible) Laser (SAMSUNG Printer Language (SPL) Compatible) A4-size(210 x 297 mm) / Letter-size (8.5 x 11 inches) Plain Paper Color or Monochrome 300dpi USB1.1or USB2.0 Full-speed Mode ²		
EXTERNAL MEMORY	Type File Format	USB Flash Memory ³ JPEG PNG and PDF Format		
PC CONNECTIVITY	Interface File Format Supported OS	USB1.1or USB2.0 Full-speed Mode ² JPEG PNG and PDF Format Microsoft Windows 2000 Professional (Service Pack 4 or Later) / Windows XP (Home Edition/Professional Edition Service Pack 2 or Later) / Windows Vista (32bit)		
OPERATING CONDITIONS	Temperature Humidity	10 - 35 °C (Operation) 30 - 85 % (No condensation)		
POWER SUPPLY	Power Source Power Consumption	AC Power 100-240 V, 50-60 Hz 5 W or less (Standby), 5 W (Power-on), 40 W (Operation)		
DIMENSIONS	Outer Dimensions with Stand ⁴ (Max.)	W 1470 x D 700 x H 1970 mm W 77.6 x D 27.6 x H 77.6 inches	W 1970 x D 700 x H 1970 mm W 77.6 x D 27.6 x H 77.6 inches	W 1470 x D 700 x H 1970 mm W 57.9 x D 27.6 x H 77.6 inches
WEIGHT		41 kg / 90.4 lb	45 kg / 99.2 lb	45 kg / 99.2 lb
INSTALLATION			Stand / Wall-Mount	
ACCESSORIES				Markers (Black, Red, Blue, Green), Eraser, AC Power Adaptor, USB Cable (3 m Length), User's Manual, Assembly Set-up Manual, Quick Guide, CD-ROM (TWAIN Driver, User's Manual (PDF), PLUS TOOLBOX Software), Printer Table, Wall Mounting Brackets.

¹: A printer is not included. Printer must be purchased separately. Printer language compatibility does not ensure the printer connectivity. Be sure to ask your local dealers for compatible printer before purchase. ²: Not correspond to USB2.0 High-speed. ³: A USB Flash Memory is not included. ⁴: The height is adjustable at 1770, 1870, and 1970 mm (69.7, 73.6 and 77.6 inches).